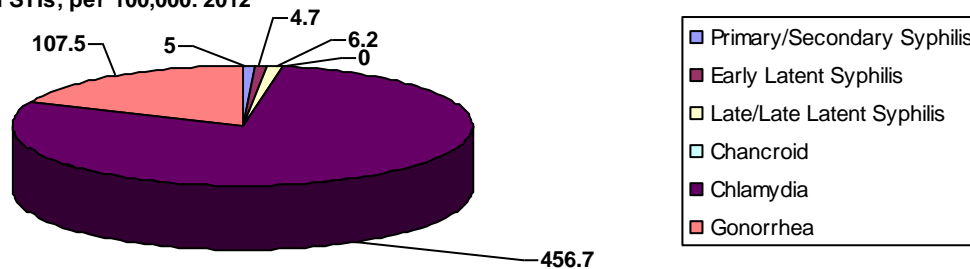


Let's Talk About Sex: STIs (STDs) in America

- An estimated 20 million new sexually transmitted infections occur each year.¹
- Almost half of all new infections occur in those between the ages of 15 and 24.¹
- Direct medical costs associated with STIs in America are approximately \$16 billion annually.¹

Rates of Reported STIs, per 100,000: 2012²



Chlamydia

- It is estimated that there are 2.86 million new cases of Chlamydia in the U.S. each year, although many of them are undiagnosed.¹
- In 2012, there were 1,422,976 reported cases of Chlamydia in the U.S.²
 - During 2008 to 2012, the rate of Chlamydia infections increased significantly, from 398.1 to 456.7 cases per 100,000 population.²
- Chlamydia rates tend to be highest among young women, but this could simply be a reflection of more frequent screenings amongst such women.

Gonorrhea

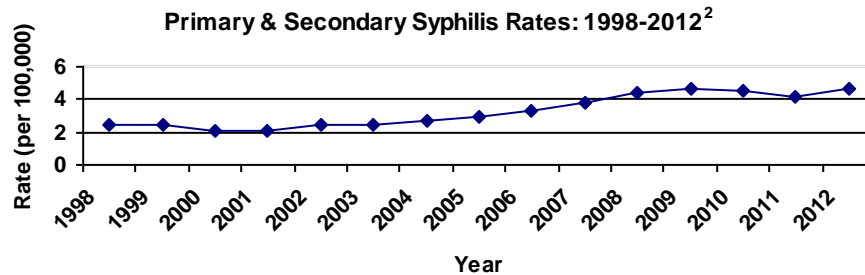
- Since 2011, the Gonorrhea rate in the U.S. has increased by 4.1%.²
 - In general, rates tend to be higher amongst women, specifically 20-24 year olds...
 - Among women in 2012, African-Americans had the highest rates of gonorrhea.²
- For males, the highest rates are seen in those between 20 and 24 years old.²
- The rate of gonorrhea among African Americans is 14.9 times the rate among whites.²
- While rates among black men and women have been decreasing consistently from 2008 to 2012, the rates among white men and women are consistently increasing.²
- Gonorrhea rates continue to be high amongst men who have sex with men (MSM).²
- As with Chlamydia, gonorrhea is largely under-diagnosed in the U.S.¹

Herpes

- 776,000 people in the United States get new herpes infections annually.³
- Nationwide, 16% of people aged 14 to 49 have genital herpes infection.³
- Among, 14-49 year olds, genital herpes infection is more common among women (20.9%) than men (11.5%).³
- HSV-2 (herpes simplex virus type 2) infections are more common among non-Hispanic black (39.2%) than non-Hispanic whites (12.3%).³
 - This disparity remains even among persons with similar numbers of lifetime sexual partners.
- 45% of new HSV-2 infections are among young people aged 15-24 years.¹

Syphilis

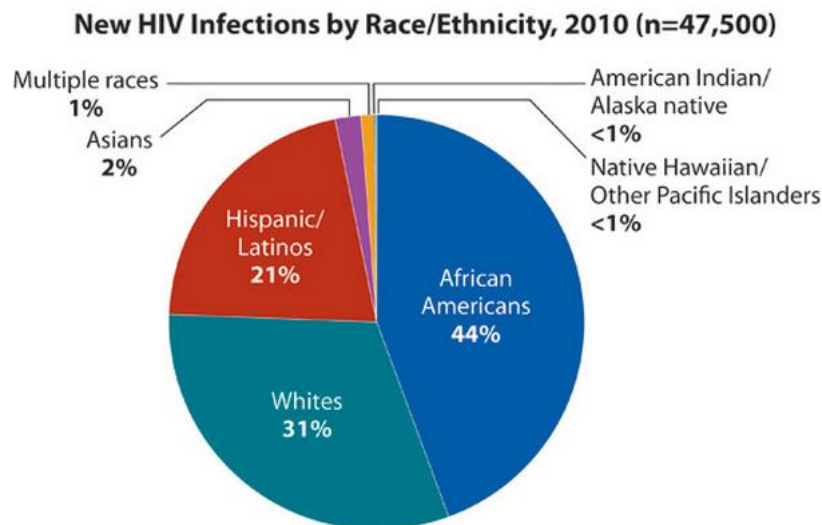
- Between 2011 and 2012 alone, the rate of reported primary and secondary Syphilis cases increased by 11.1%.²



- The increase in primary and secondary Syphilis rates have been primarily observed in men.²
 - Between 2011 and 2012, the rate rose by 14.8% amongst males.
- In 2012, the rate of primary and secondary Syphilis was highest among African-Americans.²
 - The rate among African-American men was highest for those aged 20-24 years and 25-29 years.
 - The rate among African-American women was highest among 20-24 year olds.

HIV/AIDS

- About 1.1 million people in the US were living with HIV at the end of 2010.⁴
- In the U.S., 50,000 people get infected with HIV each year.⁴
 - African Americans only make up 12% of the U.S. population, but had 44% of all new HIV infections.
 - White Americans make up 31% of all new HIV infections
 - MSM are most at risk for HIV infection. In 2010, MSM had 63% of all new HIV infections, even though they only made up around 2% of the population.
 - Young people aged 13-24 accounted for 26% of all new HIV infections in 2010.



¹Centers for Disease Control and Prevention. *CDC Fact Sheet: Incidence, Prevalence and Cost of Sexually Transmitted Infections in the United States, 2013*. Available at: <http://www.cdc.gov/std/stats/STI-Estimates-Fact-Sheet-Feb-2013.pdf>

²Centers for Disease Control and Prevention. *2012 Sexually Transmitted Diseases Surveillance*. Available at: <http://www.cdc.gov/sTD/stats12/Surv2012.pdf>

³Centers for Disease Control and Prevention. *Genital Herpes—CDC Fact Sheet*. Available at: <http://www.cdc.gov/std/Herpes/STDFact-Herpes-detailed.htm>

⁴Centers for Disease Control and Prevention. *HIV Basics—Basic Statistics*. Available at: <http://www.cdc.gov/hiv/basics/statistics.html>